

## Realty Transfer Certificate Data Capture Status Report

COUNTY	NO.	REGION	TOTAL TRANSACTIONS 2003-2007	CAPTURED	PERCENT COMPLETE	
Beaverhead	18	5	4,550	4,550	100%	
Big Horn	22	6	2,119	2,119	100%	
Blaine	24	2	3,976	3,976	100%	
Broadwater	43	5	3,279	3,279	100%	
Carbon	10	6	8,370	8,370	100%	
Carter	42	6	2,099	2,099	100%	
Cascade	2	2	25,635	25,635	100%	
Chouteau	19	2	5,263	5,263	100%	
Custer	14	6	4,804	4,804	100%	
Daniels	37	3	2,063	2,063	100%	
Dawson	16	3	2,758	2,758	100%	
Deer Lodge	30	5	4,427	4,427	100%	
Fallon	39	6	1,784	1,784	100%	
Fergus	8	2	9,067	9,067	100%	
Flathead	7	1	46,805	45,805	98%	In progress
Gallatin	6	5	36,596	36,596	100%	
Garfield	50	3	1,054	1,054	100%	
Glacier	38	2	4,151	4,151	100%	
Golden Valley	53	6	1,071	1,071	100%	
Granite	46	4	2,709	2,709	100%	
Hill	12	2	5,756	5,756	100%	
Jefferson	51	5	6,562	6,562	100%	
Judith Basin	36	2	1,909	1,909	100%	
Lake	15	1	18,124	16,069	89%	In progress
Lewis & Clark	5	4	17,109	17,109	100%	
Liberty	48	2	1,254	1,254	100%	
Lincoln	56	1	10,966	10,966	100%	
Madison	25	5	12,060	12,060	100%	
McCone	41	3	1,057	1,057	100%	
Meagher	47	5	1,108	1,108	100%	
Mineral	54	4	2,708	2,708	100%	
Missoula	4	4	32,379	32,379	100%	
Musselshell	23	6	3,470	3,470	100%	
Park	49	5	8,292	8,292	100%	
Petroleum	55	3	817	817	100%	
Phillips	11	3	3,901	3,901	100%	
Pondera	26	2	3,397	3,397	100%	
Powder River	9	6	2,149	2,149	100%	
Powell	28	4	2,553	2,553	100%	
Prairie	45	3	1,178	1,178	100%	
Ravalli	13	4	16,752	16,752	100%	
Richland	27	3	3,784	3,784	100%	
Roosevelt	17	3	3,098	3,098	100%	
Rosebud	29	6	2,726	2,726	100%	
Sanders	35	1	6,562	6,562	100%	
Sheridan	34	3	3,035	3,035	100%	
Silver Bow	1	5	12,481	12,481	100%	
Stillwater	32	6	5,818	5,818	100%	
Sweet Grass	40	6	2,410	2,410	100%	
Teton	31	2	2,405	2,405	100%	
Toole	21	2	2,004	2,004	100%	
Treasure	33	6	403	403	100%	
Valley	20	3	8,106	8,106	100%	
Wheatland	44	6	1,483	1,483	100%	
Wibaux	52	3	944	944	100%	
Yellowstone	3	6	39,404	38,377	97%	In progress

<b>STATE TOTAL</b>	<b>420,744</b>	<b>416,662</b>	<b>99%</b>
--------------------	----------------	----------------	------------



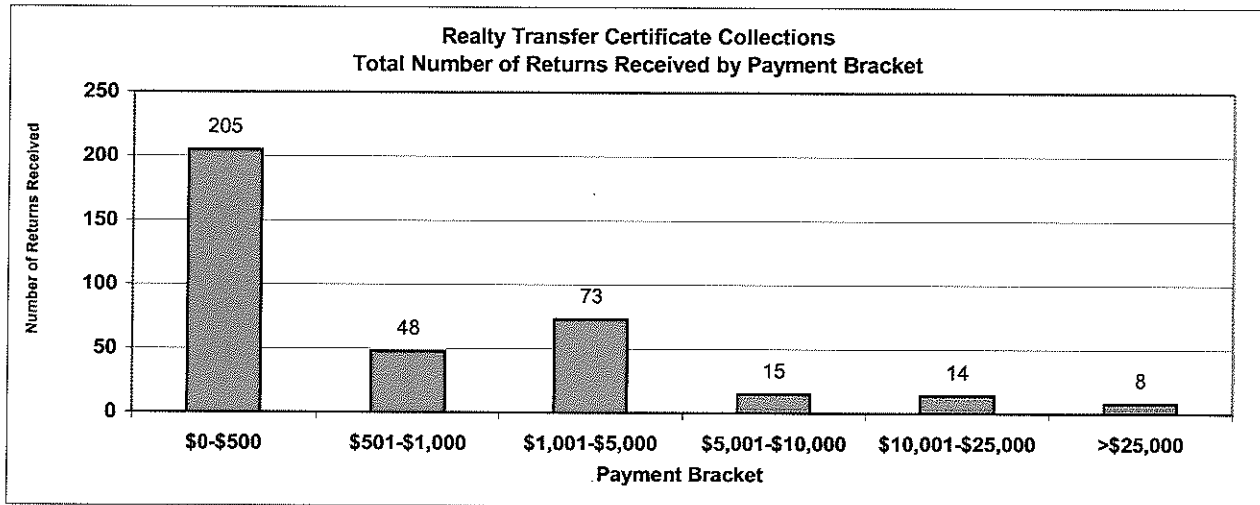
**Summary Results from Realty Transfer Certificate Compliance Initiative**  
As of June 30, 2008

	Total RTC Transactions 2003-2007	Number of RTC's Reviewed	RTC's Judged to be Nontaxable	RTC's Judged to be Potentially Taxable but Require Review	RTC Review in Progress
Non-Resident	-	17,653	9,249	8,404	5,790
Resident	-	64,012	36,649	27,363	26,305
Unknown	-	4,327	2,610	1,717	1,717
<b>Total</b>	<b>420,744</b>	<b>85,992</b>	<b>48,508</b>	<b>37,484</b>	<b>33,812</b>



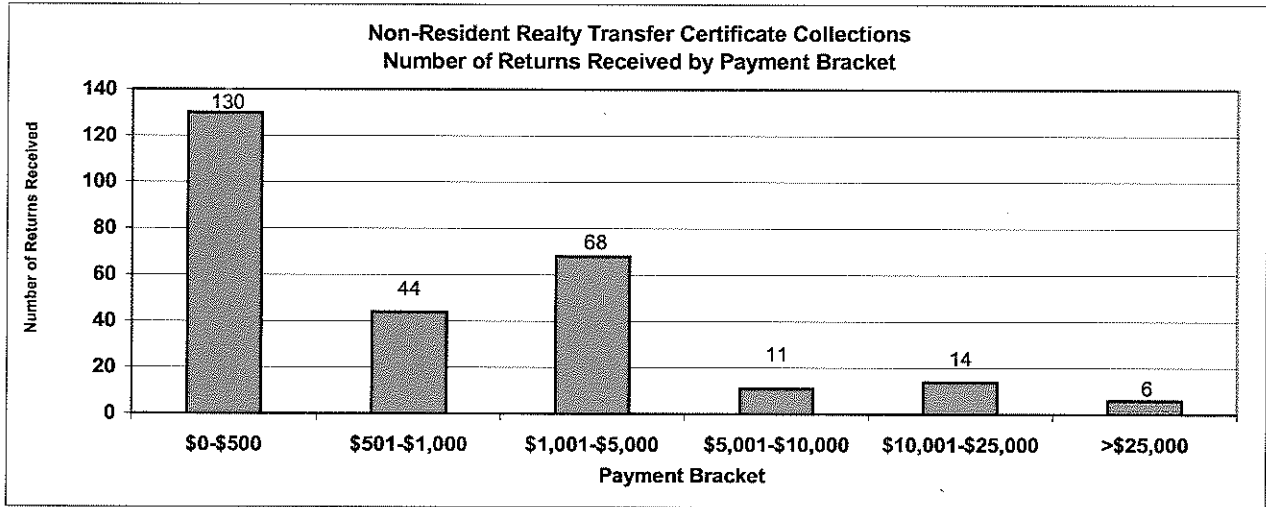
	Letter Contact to Potential Taxable RTC Transactions	No Response to Letters as of Report Date	Acknowledge Receipt of Letter	Cases Resolved Return Filed and Taxes Paid	Taxes Paid	Cases Resolved without Tax Due	Cases in Progress
Non-Resident	2,614	1,111	1,503	273	\$ 833,219	712	518
Resident	1,058	433	625	90	\$ 159,644	350	185
Unknown	-	-	-	-	\$ -	-	-
<b>Total</b>	<b>3,672</b>	<b>1,544</b>	<b>2,128</b>	<b>363</b>	<b>\$ 992,863</b>	<b>1,062</b>	<b>703</b>

	Average Per Return
Non-Resident	\$ 3,052
Resident	\$ 1,774
Unknown	\$ -
<b>Total</b>	<b>\$ 2,735</b>

# Total Non-Residents and Residents



# Non-Resident



# Resident

