




**Summary Results from Realty Transfer Certificate Compliance Initiative**  
As of August 31, 2008

	Total RTC Transactions 2003-2007	Number of RTC's Reviewed	RTC's Judged to be Nontaxable	RTC's Judged to be Potentially Taxable but Require Review	RTC Review in Progress
Non-Resident	-	17,653	9,211	8,442	3,735
Resident	-	64,012	36,701	27,311	25,267
Unknown	-	4,327	2,620	1,707	1,707
<b>Total</b>	<b>420,744</b>	<b>85,992</b>	<b>48,532</b>	<b>37,460</b>	<b>30,709</b>



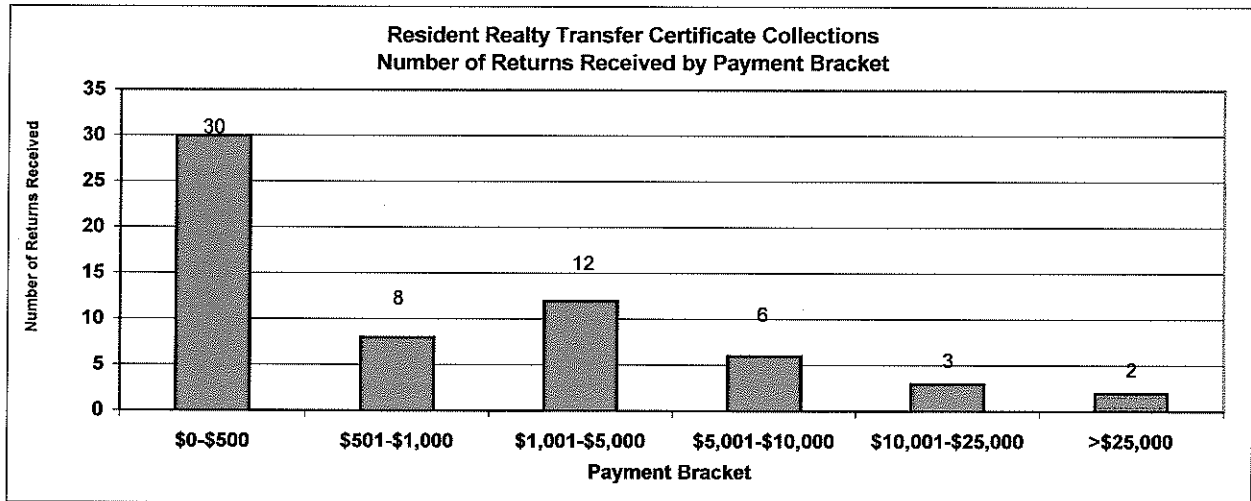
	Letter Contact to Potential Taxable RTC Transactions	No Response to Letters as of Report Date	Acknowledge Receipt of Letter	Cases Resolved Return Filed and Taxes Paid	Taxes Paid	Cases Resolved without Tax Due	Cases in Progress
Non-Resident	4,707	1,925	2,781	403	\$ 1,264,535	1,517	861
Resident	2,044	925	1,120	61	\$ 225,551	727	332
Unknown	-	-	-	-	\$ -	-	-
<b>Total</b>	<b>6,751</b>	<b>2,850</b>	<b>3,901</b>	<b>464</b>	<b>\$ 1,490,086</b>	<b>2,244</b>	<b>1,193</b>

	Average Per Return
Non-Resident	\$ 3,138
Resident	\$ 3,698
Unknown	\$ -
<b>Total</b>	<b>\$ 3,211</b>

# Total Non-Residents and Residents



# Resident



# Non-Resident

